



**JASMINE
GRAND**

MALL AT EIFFEL TOWER

Invest
for Growth
and Income

A PROJECT OF

Q-LINKS

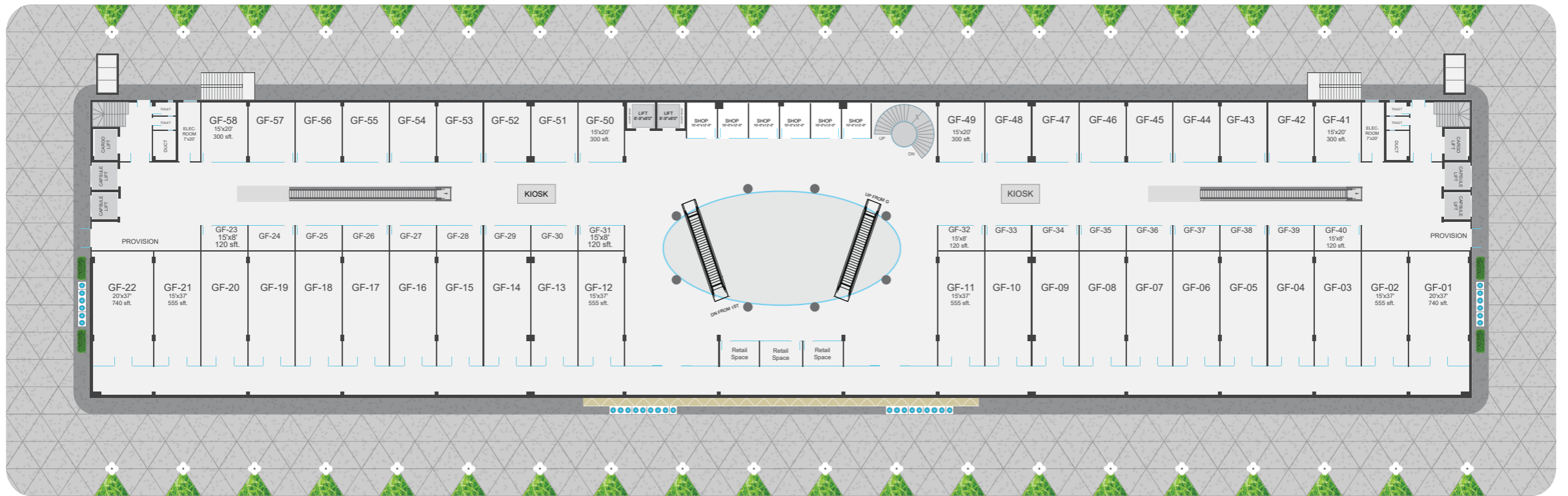


Basement Plan



Property Type	Category	Area (sq.ft.)	Total Price (PKR)	40% Down Payment	24 Monthly Installments	20% Possession
Shop	Standard	400	15,600,000	6,240,000	260,000	3,120,000
Shop	Standard	345	13,500,000	5,400,000	225,000	2,700,000
Shop	Standard	300	13,200,000	5,280,000	220,000	2,640,000
Shop	Facing Lobby	300	14,400,000	5,760,000	240,000	2,880,000
Shop	Facing Lobby	260	11,200,000	4,480,000	186,667	2,240,000
Shop	Facing Lobby	240	11,500,000	4,600,000	191,667	2,300,000
Shop	Standard	240	10,600,000	4,240,000	176,667	2,120,000
Shop	Corner Lobby	120	6,600,000	2,640,000	110,000	1,320,000
Shop	Standard	120	6,000,000	2,400,000	100,000	1,200,000

Ground Floor Plan



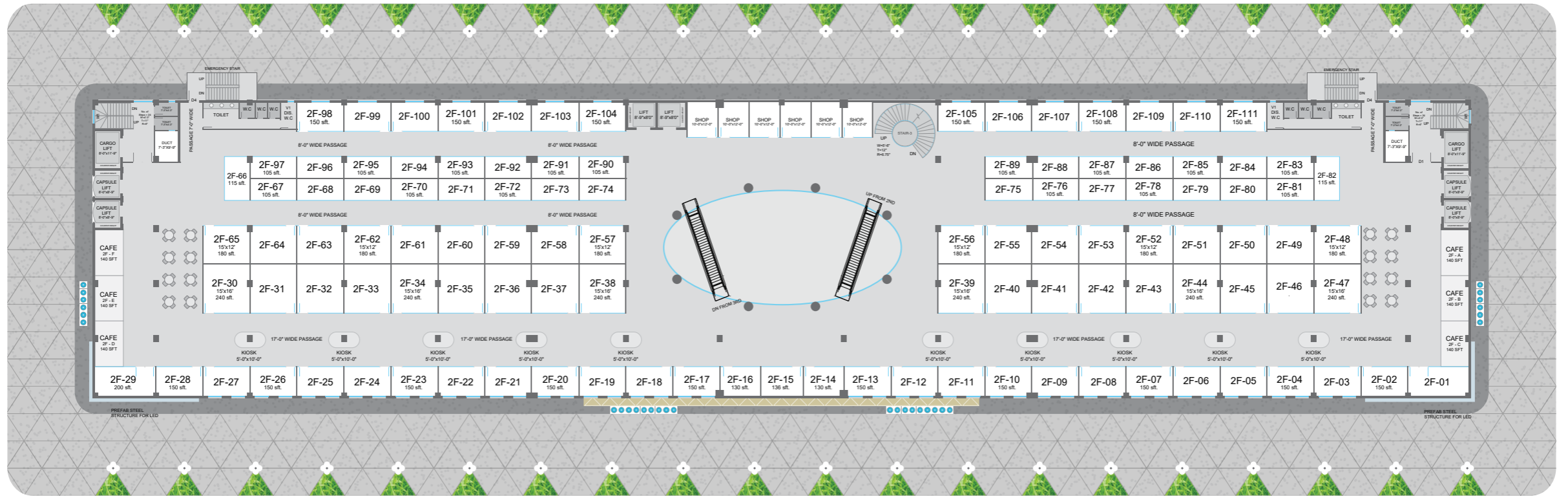
Property Type	Category	Area (sq. ft.)	Total Price (PKR)	40% Down Payment	24 Monthly Installments	20% Possession
Shop	MB Facing	740	58,800,000	23,520,000	980,000	11,760,000
Shop	MB Facing	555	44,400,000	17,760,000	740,000	8,880,000
Shop	MB Facing & Corner Lobby	555	52,800,000	21,120,000	880,000	10,560,000
Shop	Corner Lobby	300	25,800,000	10,320,000	430,000	5,160,000
Shop	Standard	300	21,600,000	8,640,000	360,000	4,320,000
Shop	Corner Lobby	120	12,000,000	4,800,000	200,000	2,400,000
Shop	Corner	120	10,900,000	4,360,000	181,667	2,180,000
Shop	Standard	120	10,000,000	4,000,000	166,667	2,000,000

1st Floor Plan



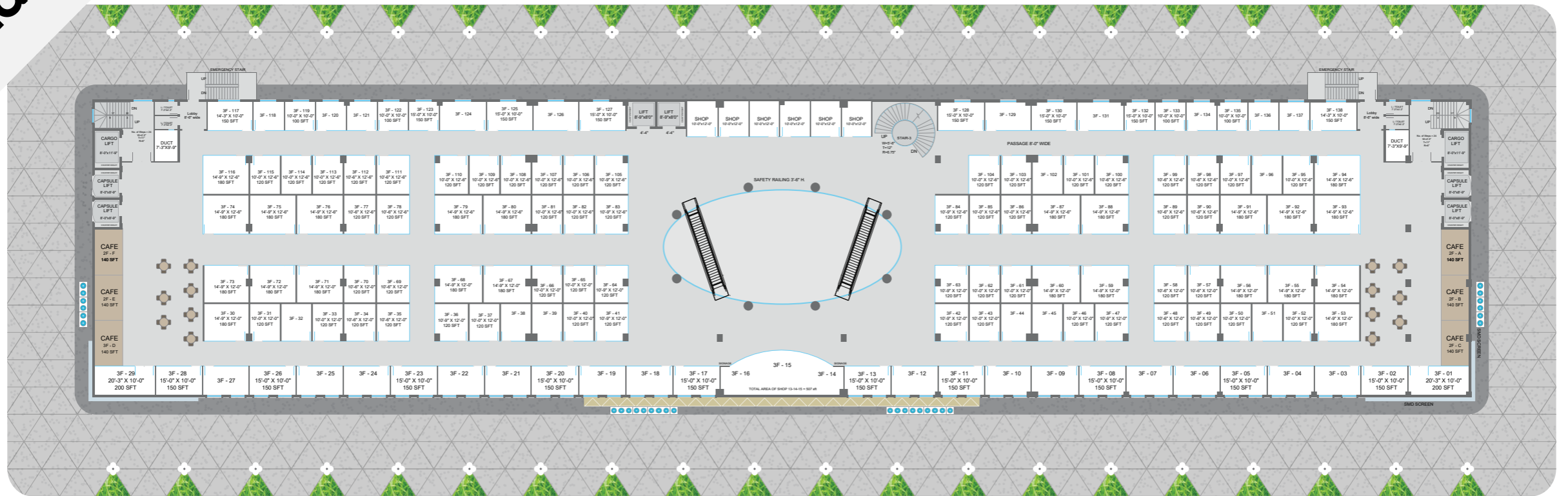
Property Type	Category	Area (sq.ft.)	Total Price (PKR)	40% Down Payment	24 Monthly Installments	20% Possession
Shop	MB Facing	400	25,800,000	10,320,000	430,000	5,160,000
Shop	Mb Facing & Lobby	260	16,700,000	6,680,000	278,333	3,340,000
Shop	Corner Lobby	345	19,000,000	7,600,000	316,667	3,800,000
Shop	Standard	345	15,700,000	6,280,000	261,667	3,140,000
Shop	Mb Facing	300	18,000,000	7,200,000	300,000	3,600,000
Shop	Front & Facing Lobby	300	19,200,000	7,680,000	320,000	3,840,000
Shop	Corner Lobby	240	16,200,000	6,480,000	270,000	3,240,000
Shop	Corner	240	14,400,000	5,760,000	240,000	2,880,000
Shop	Standard	240	13,500,000	5,400,000	225,000	2,700,000
Shop	Corner Lobby	180	11,600,000	4,640,000	193,333	2,320,000
Shop	Corner	180	10,500,000	4,200,000	175,000	2,100,000
Shop	Standard	180	9,800,000	3,920,000	163,333	1,960,000

2nd Floor Plan



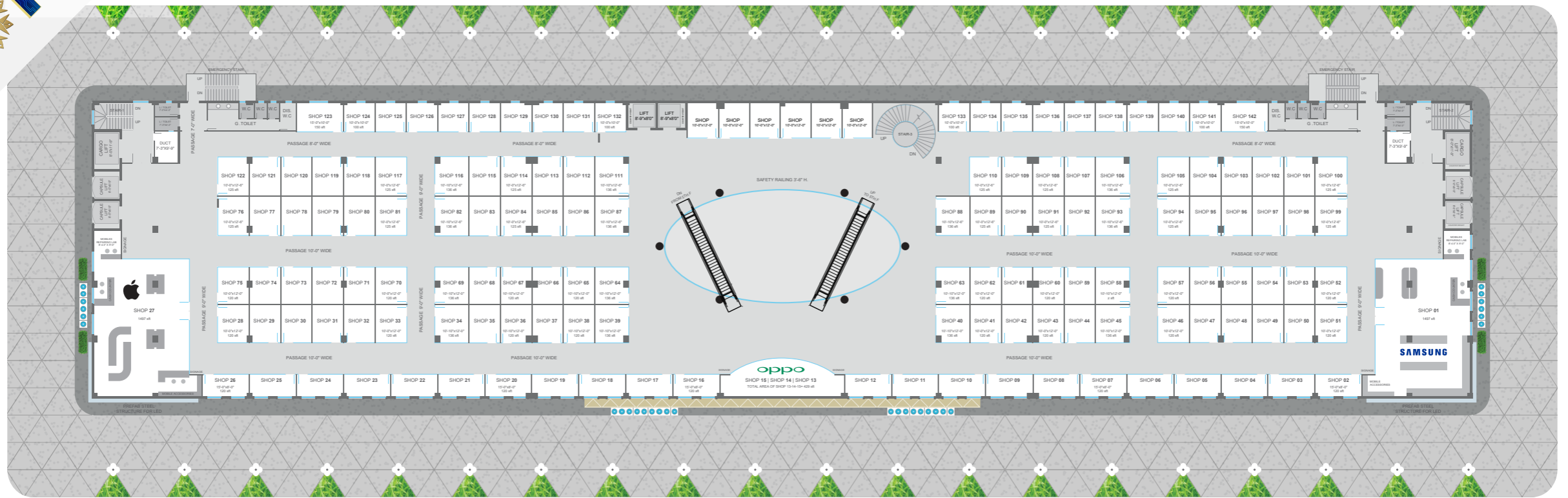
Property Type	Category	Area (sq.ft.)	Total Price (PKR)	40% Down Payment	24 Monthly Installments	20% Possession
Shop	Standard	105	5,000,000	2,000,000	83,333	1,000,000
Shop	Standard	150	6,300,000	2,520,000	105,000	1,260,000
Shop	Facing Lift	115	7,000,000	2,800,000	116,667	1,400,000
Shop	Corner Lobby	105	7,000,000	2,800,000	116,667	1,400,000
Shop	MB Facing	150	7,800,000	3,120,000	130,000	1,560,000
Shop	Standard	180	8,200,000	3,280,000	136,667	1,640,000
Shop	Corner	180	9,050,000	3,620,000	150,833	1,810,000
Shop	Facing Lobby	150	9,350,000	3,740,000	155,833	1,870,000
Shop	MB & Facing Lobby	150	9,350,000	3,740,000	155,833	1,870,000
Shop	Corner Lobby	180	9,750,000	3,900,000	162,500	1,950,000
Shop	MB Facing	200	10,900,000	4,360,000	181,667	2,180,000
Shop	Standard	240	12,500,000	5,000,000	208,333	2,500,000
Shop	Corner	240	13,800,000	5,520,000	230,000	2,760,000
Shop	Corner Lobby	240	15,000,000	6,000,000	250,000	3,000,000

3rd Floor Plan



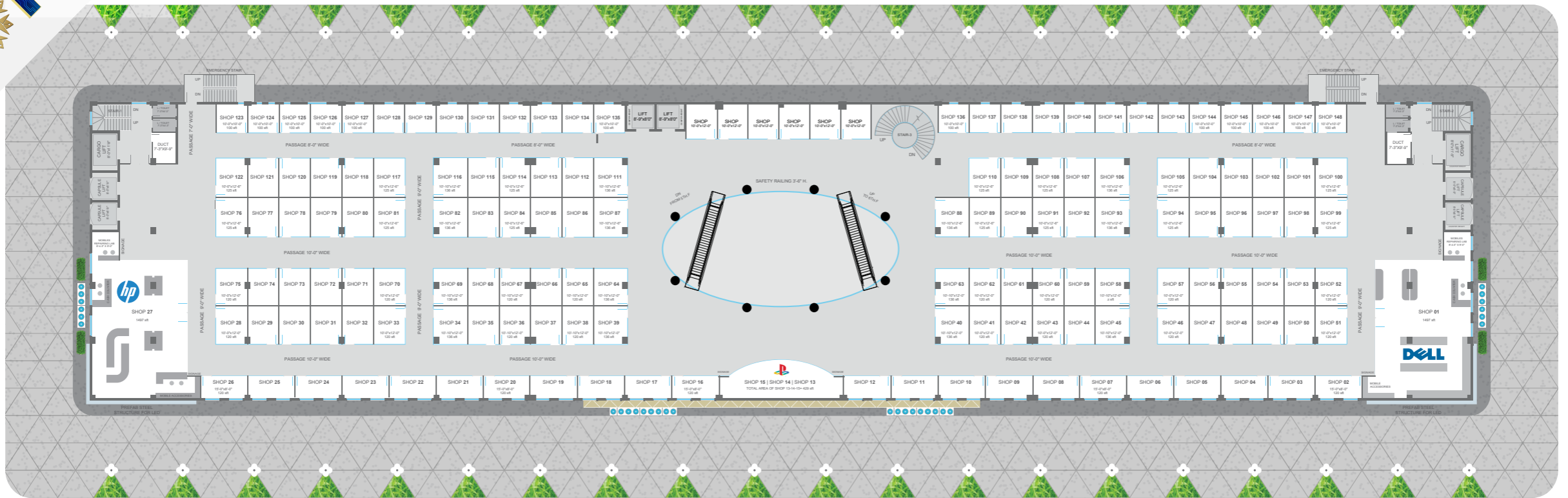
Property Type	Category	Area (sq.ft.)	Total Price (PKR)	40% Down Payment	24 Monthly Installments	20% Possession
Shop	Standard	100	4,600,000	1,840,000	76,667	920,000
Shop	Standard	120	5,290,000	2,116,000	88,167	1,058,000
Shop	Corner	120	5,950,000	2,380,000	99,167	1,190,000
Shop	Standard	150	5,950,000	2,380,000	99,167	1,190,000
Shop	Corner Lobby	120	6,750,000	2,700,000	112,500	1,350,000
Shop	MB & Facing	150	6,750,000	2,700,000	112,500	1,350,000
Shop	Standard Mian Lobby	150	7,000,000	2,800,000	116,667	1,400,000
Shop	MB Facing & Lobby	150	8,450,000	3,380,000	140,833	1,690,000
Shop	Standard	180	7,300,000	2,920,000	121,667	1,460,000
Shop	Corner	180	7,800,000	3,120,000	130,000	1,560,000
Shop	Corner & Café Lobby	180	8,600,000	3,440,000	143,333	1,720,000
Shop	Mb Facing	200	8,600,000	3,440,000	143,333	1,720,000

4th Floor Plan



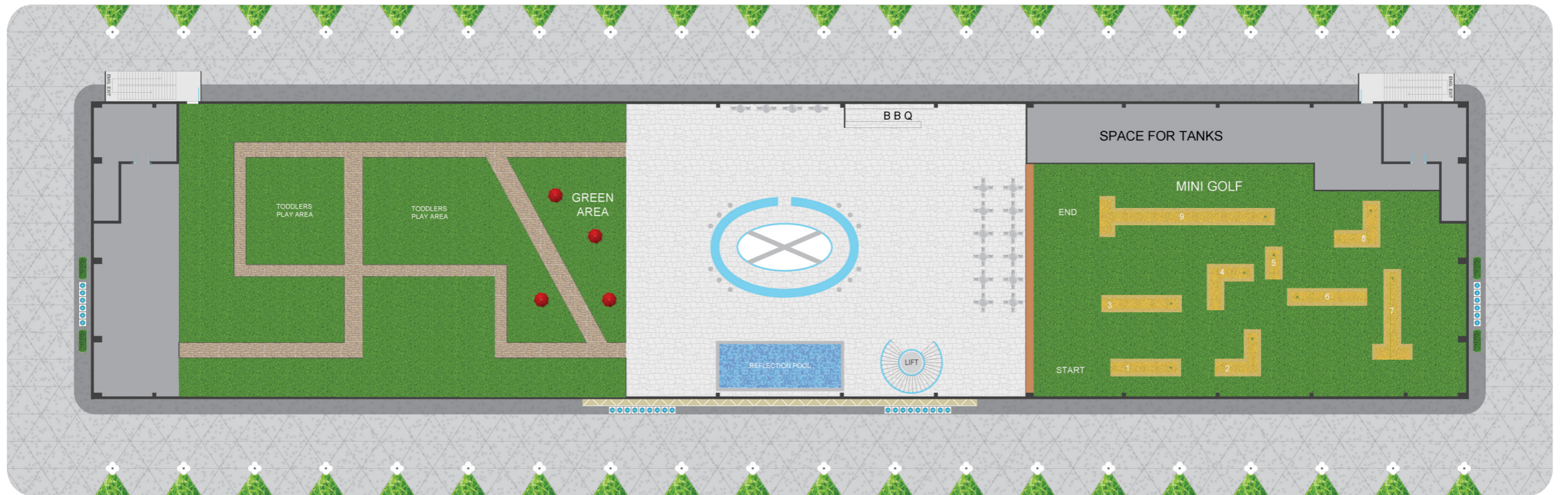
Property Type	Category	Area (sq.ft.)	Total Price (PKR)	40% Down Payment	24 Monthly Installments	20% Possession
Shop	Standard	100	3,600,000	1,440,000	60,000	720,000
Shop	Standard	120	4,300,000	1,720,000	71,667	860,000
Shop	Standard	125	4,500,000	1,800,000	75,000	900,000
Shop	Standard	150	5,450,000	2,180,000	90,833	1,090,000
Shop	Corner	120	4,750,000	1,900,000	79,167	950,000
Shop	Corner	125	5,000,000	2,000,000	83,333	1,000,000
Shop	Corner	136	5,450,000	2,180,000	90,833	1,090,000
Shop	Corner Lift Lobby	125	5,200,000	2,080,000	86,667	1,040,000
Shop	Corner Lobby	125	5,450,000	2,180,000	90,833	1,090,000
Shop	Corner Lobby	136	5,850,000	2,340,000	97,500	1,170,000
Shop	Mb Facing	120	5,700,000	2,280,000	95,000	1,140,000
Shop	MB Lobby Facing	120	7,600,000	3,040,000	126,667	1,520,000
Shop	MB Corner	1497	47,500,000	19,000,000	791,667	9,500,000

5th Floor Plan



Property Type	Category	Area (sq.ft.)	Total Price (PKR)	40% Down Payment	24 Monthly Installments	20% Possession
Shop	Standard	100	3,250,000	1,300,000	54,167	650,000
Shop	Standard	120	4,000,000	1,600,000	66,667	800,000
Shop	Standard	125	4,150,000	1,660,000	69,167	830,000
Shop	Standard	150	4,900,000	1,960,000	81,667	980,000
Shop	Corner	120	4,300,000	1,720,000	71,667	860,000
Shop	Corner	125	4,500,000	1,800,000	75,000	900,000
Shop	Corner	136	4,900,000	1,960,000	81,667	980,000
Shop	Corner Lift Lobby	125	4,650,000	1,860,000	77,500	930,000
Shop	Corner Lobby	125	5,000,000	2,000,000	83,333	1,000,000
Shop	Corner Lobby	136	5,400,000	2,160,000	90,000	1,080,000
Shop	Mb Facing	120	5,150,000	2,060,000	85,833	1,030,000
Shop	MB Lobby Facing	120	6,750,000	2,700,000	112,500	1,350,000
Shop	MB Corner	1497	43,800,000	17,520,000	730,000	8,760,000

Rooftop Plan



CAFÉS,
FOOD COURT
AND BAHRIA
FOOD STREET.





JASMINE GRAND MALL

Eiffel Tower Square
Main Boulevard . Sector E
Bahria Town . Lahore

A PROJECT OF
Q-LINKS



www.jasminegrand.com